

**MUNICIPIO DE SAN MARTÍN TEXMELUCAN  
 PUEBLA**

**Estado Analítico del Ejercicio Presupuesto de Egresos**  
**Clasificación por Objeto del Gasto (Capítulo y Concepto)**  
 Del 01/ene/2016 Al 30/nov/2016

Fecha y hora de Impresión | 16/ene/2017  
 10:14 p.m.

| Concepto   | Egresos          |                                      |                       |                 |                 | Subejercicio<br>6 = ( 3 - 4 ) |
|--|------------------|--------------------------------------|-----------------------|-----------------|-----------------|-------------------------------|
|  | Aprobado<br>1    | Ampliaciones /<br>(Reducciones)<br>2 | Modificado<br>3=(1+2) | Devengado<br>4  | Pagado<br>5     |                               |
| <b>SERVICIOS PERSONALES</b>  | \$107,669,062.35 | \$19,508,327.16                      | \$127,177,389.51      | \$90,975,715.28 | \$90,435,840.15 | \$36,201,674.23               |
| REMUNERACIONES AL PERSONAL DE CARÁCTER PERMANENTE                  | \$96,792,290.00  | -\$11,400,359.38                     | \$85,391,930.62       | \$63,340,495.64 | \$63,340,495.64 | \$22,051,434.98               |
| Remuneraciones al personal de carácter transitorio                 | \$676,449.83     | \$628,185.00                         | \$1,304,634.83        | \$1,060,824.03  | \$1,060,824.03  | \$243,810.80                  |
| REMUNERACIONES ADICIONALES Y ESPECIALES                            | \$9,648,013.03   | \$1,564,307.52                       | \$11,212,320.55       | \$4,015,733.63  | \$3,478,144.45  | \$7,196,586.92                |
| SEGURIDAD SOCIAL   | \$0.00           | \$0.00                               | \$0.00                | \$0.00          | \$0.00          | \$0.00                        |
| OTRAS PRESTACIONES SOCIALES Y ECONÓMICAS                           | \$552,309.49     | \$28,716,194.02                      | \$29,268,503.51       | \$22,558,661.98 | \$22,556,376.03 | \$6,709,841.53                |
| PREVISIONES  | \$0.00           | \$0.00                               | \$0.00                | \$0.00          | \$0.00          | \$0.00                        |
| PAGO DE ESTÍMULOS A SERVIDORES PÚBLICOS                            | \$0.00           | \$0.00                               | \$0.00                | \$0.00          | \$0.00          | \$0.00                        |
| <b>MATERIALES Y SUMINISTRO</b>                                     | \$20,960,112.89  | \$3,577,628.90                       | \$24,537,741.79       | \$15,448,402.31 | \$14,771,721.73 | \$9,089,339.48                |
| Materiales de administración, emisión de documentos y artículos de | \$4,100,934.23   | \$1,182,767.00                       | \$5,283,701.23        | \$3,627,403.06  | \$3,510,563.70  | \$1,656,298.17                |
| ALIMENTOS Y UTENSILIOS   | \$435,306.34     | \$937,756.65                         | \$1,373,062.99        | \$968,745.11    | \$926,780.51    | \$404,317.88                  |
| MATERIAS PRIMAS Y MATERIALES DE PRODUCCIÓN Y COMERCIALES           | \$8,333.33       | \$0.00                               | \$8,333.33            | \$0.00          | \$0.00          | \$8,333.33                    |
| MATERIALES Y ARTÍCULOS DE CONSTRUCCIÓN Y DE REPARACIÓN             | \$280,951.94     | -\$25,731.00                         | \$255,220.94          | \$31,722.43     | \$31,722.43     | \$223,498.51                  |
| Productos químicos, farmacéuticos y de laboratorios                | \$720,406.98     | \$434,024.20                         | \$1,154,431.18        | \$747,332.03    | \$747,332.03    | \$407,099.15                  |
| COMBUSTIBLES, LUBRICANTES Y ADITIVOS                               | \$10,478,599.49  | -\$814,368.80                        | \$9,664,230.63        | \$7,319,472.56  | \$7,068,614.16  | \$2,344,758.07                |
| VESTUARIO, BLANCOS, PRENDAS DE PROTECCIÓN Y ARTICULOS              | \$3,269,693.89   | \$195,969.26                         | \$3,465,663.15        | \$637,911.43    | \$438,003.88    | \$2,827,751.72                |
| Materiales y suministro para seguridad                             | \$304,268.80     | \$0.00                               | \$304,268.80          | \$0.00          | \$0.00          | \$304,268.80                  |
| HERRAMIENTAS, REFACCIONES Y ACCESORIOS MENORES                     | \$1,361,617.89   | \$1,667,211.65                       | \$3,028,829.54        | \$2,115,815.69  | \$2,048,705.02  | \$913,013.85                  |
| <b>SERVICIOS GENERALES</b>   | \$74,294,761.30  | \$19,832,064.12                      | \$94,126,825.42       | \$76,441,439.30 | \$73,043,339.53 | \$17,685,386.12               |
| SERVICIOS BÁSICOS  | \$27,090,182.10  | \$7,970,029.44                       | \$35,060,211.54       | \$33,332,904.48 | \$31,960,875.41 | \$1,727,307.06                |
| SERVICIOS DE ARRENDAMIENTO   | \$1,909,415.69   | \$923,426.08                         | \$2,832,841.77        | \$2,331,163.10  | \$2,292,209.70  | \$501,678.67                  |
| SERVICIOS PROFESIONALES, CIENTÍFICOS, TÉCNICOS Y OTROS             | \$7,419,773.78   | \$4,052,728.24                       | \$11,472,502.02       | \$8,327,564.33  | \$8,118,250.68  | \$3,144,937.69                |
| SERVICIOS FINANCIEROS, BANCARIOS Y COMERCIALES                     | \$130,098.09     | \$402,883.48                         | \$532,981.57          | \$418,547.20    | \$418,547.20    | \$114,434.37                  |

ING. JOSE RAFAEL NÚÑEZ RAMÍREZ  
 PRESIDENTE MUNICIPAL CONSTITUCIONAL

LIC. ADRIÁN SOTO SALAMANCA  
 SECRETARIO GENERAL

**PRESIDENCIA MUNICIPAL**  
 H. AYUNTAMIENTO DE  
**SAN MARTÍN TEXMELUCAN, PUE.**  
 2014 - 2018

C.P. LILIANA SALAZAR VEGA  
 TESORERA MUNICIPAL

**TESORERÍA MUNICIPAL**  
 H. AYUNTAMIENTO DE  
**SAN MARTÍN TEXMELUCAN, PUE.**  
 2014 - 2018

**MUNICIPIO DE SAN MARTÍN TEXMELUCAN  
PUEBLA**

**Estado Analítico del Ejercicio Presupuesto de Egresos**  
**Clasificación por Objeto del Gasto (Capítulo y Concepto)**  
 | Del 01/ene/2016 Al 30/nov/2016


Fecha y hora de Impresión | 16/ene/2017  
 10:14 p.m.


| Concepto  | Egresos                |                                      |                        |                        |                        | Subejercicio<br>6 = ( 3 - 4 ) |
|---|------------------------|--------------------------------------|------------------------|------------------------|------------------------|-------------------------------|
|   | Aprobado<br>1          | Ampliaciones /<br>(Reducciones)<br>2 | Modificado<br>3=(1+2)  | Devengado<br>4         | Pagado<br>5            |                               |
| SERVICIOS DE INSTALACIÓN, REPARACIÓN, MANTENIMIENTO | \$20,043,642.81        | \$5,703,744.41                       | \$25,747,387.22        | \$19,623,606.19        | \$19,347,056.41        | \$6,123,781.03                |
| SERVICIOS DE COMUNICACIÓN SOCIAL Y PUBLICIDAD       | \$3,067,298.76         | \$693,511.67                         | \$3,760,810.43         | \$3,090,217.81         | \$2,973,319.63         | \$670,592.62                  |
| Servicios de traslados y viáticos                   | \$1,244,036.77         | \$124,214.69                         | \$1,368,251.46         | \$899,230.23           | \$898,699.83           | \$469,021.23                  |
| SERVICIOS OFICIALES                                 | \$1,820,160.77         | \$1,590,543.78                       | \$3,410,704.55         | \$2,426,255.16         | \$2,393,448.87         | \$984,449.39                  |
| OTROS SERVICIOS GENERALES                           | \$11,570,152.53        | -\$1,629,017.67                      | \$9,941,134.86         | \$5,991,950.80         | \$4,640,931.80         | \$3,949,184.06                |
| <b>TRANSFERENCIAS, ASIGNACIONES, SUBSIDIOS Y O</b>  | <b>\$52,683,706.52</b> | <b>\$1,934,586.78</b>                | <b>\$54,618,293.30</b> | <b>\$46,020,594.72</b> | <b>\$39,758,460.13</b> | <b>\$8,597,698.58</b>         |
| TRANSFERENCIAS INTERNAS Y ASIGNACIONES AL SECTOR F  | \$0.00                 | \$0.00                               | \$0.00                 | \$0.00                 | \$0.00                 | \$0.00                        |
| TRANSFERENCIAS AL RESTO DEL SECTOR PÚBLICO          | \$38,457,225.01        | -\$5,449,626.92                      | \$33,007,598.09        | \$31,425,468.52        | \$25,163,333.93        | \$1,582,129.57                |
| SUBSIDIOS Y SUBVENCIONES                            | \$0.00                 | \$5,367,683.00                       | \$5,367,683.00         | \$4,921,857.72         | \$4,921,857.72         | \$445,825.28                  |
| AYUDAS SOCIALES                                     | \$14,226,481.51        | \$2,016,530.70                       | \$16,243,012.21        | \$9,673,268.48         | \$9,673,268.48         | \$6,569,743.73                |
| PENSIONES Y JUBILACIONES                            | \$0.00                 | \$0.00                               | \$0.00                 | \$0.00                 | \$0.00                 | \$0.00                        |
| TRANSFERENCIAS A FIDEICOMISOS, MANDATOS Y OTROS AI  | \$0.00                 | \$0.00                               | \$0.00                 | \$0.00                 | \$0.00                 | \$0.00                        |
| TRANSFERENCIAS A LA SEGURIDAD SOCIAL                | \$0.00                 | \$0.00                               | \$0.00                 | \$0.00                 | \$0.00                 | \$0.00                        |
| DONATIVOS   | \$0.00                 | \$0.00                               | \$0.00                 | \$0.00                 | \$0.00                 | \$0.00                        |
| Tranferencias al exterior                           | \$0.00                 | \$0.00                               | \$0.00                 | \$0.00                 | \$0.00                 | \$0.00                        |
| <b>BIENES MUEBLES, INMUEBLES E INTANGIBLES</b>      | <b>\$8,460,105.19</b>  | <b>\$1,915,266.58</b>                | <b>\$10,375,371.77</b> | <b>\$5,681,554.70</b>  | <b>\$5,651,695.37</b>  | <b>\$4,693,817.07</b>         |
| MOBILIARIO Y EQUIPO DE ADMINISTRACIÓN               | \$744,912.86           | \$835,000.18                         | \$1,579,913.04         | \$932,166.38           | \$932,166.38           | \$647,746.66                  |
| MOBILIARIO Y EQUIPO EDUCACIONAL Y RECREATIVO        | \$286,313.30           | \$172,800.00                         | \$459,113.30           | \$301,517.64           | \$271,658.31           | \$157,595.66                  |
| EQUIPO E INSTRUMENTAL MÉDICO Y DE LABORATORIO       | \$0.00                 | \$4,000.00                           | \$4,000.00             | \$3,700.01             | \$3,700.01             | \$299.99                      |
| VEHÍCULOS Y EQUIPO DE TRANSPORTE                    | \$3,508,615.40         | -\$166,288.35                        | \$3,342,327.05         | \$1,979,831.00         | \$1,979,831.00         | \$1,362,496.05                |
| EQUIPO DE DEFENSA Y SEGURIDAD                       | \$3,370,365.00         | -\$1,195,000.00                      | \$2,175,365.00         | \$0.00                 | \$0.00                 | \$2,175,365.00                |
| MAQUINARIA, OTROS EQUIPOS Y HERRAMIENTAS            | \$549,898.63           | \$2,264,754.75                       | \$2,814,653.38         | \$2,464,339.67         | \$2,464,339.67         | \$350,313.71                  |
| ACTIVOS BIOLÓGICOS                                  | \$0.00                 | \$0.00                               | \$0.00                 | \$0.00                 | \$0.00                 | \$0.00                        |


  
 ING. JOSE RAFAEL NUÑEZ RAMIREZ  
 PRESIDENTE MUNICIPAL CONSTITUCIONAL

  
 LIC. ADRIAN SOTO SALAMANCA  
 SECRETARIO GENERAL

  
**PRESIDENCIA MUNICIPAL**  
**H. AYUNTAMIENTO DE**  
**SAN MARTÍN TEXMELUCAN, PUE,**  
 2014 - 2018

  
 C.P. LILIANA SALAZAR VEGA  
 TESORERA MUNICIPAL

  
 TESORERÍA MUNICIPAL  
 H. AYUNTAMIENTO DE  
 SAN MARTÍN TEXMELUCAN, PUE.  
 2014 - 2018

  
 H. AYUNTAMIENTO DE  
 SAN MARTÍN TEXMELUCAN, PUE.  
 2014 - 2018

**MUNICIPIO DE SAN MARTÍN TEXMELUCAN  
 PUEBLA**

**Estado Analítico del Ejercicio Presupuesto de Egresos**  
**Clasificación por Objeto del Gasto (Capítulo y Concepto)**  
 | Del 01/ene/2016 Al 30/nov/2016

Fecha y hora de Impresión | 16/ene/2017  
 10:14 p.m.

| Concepto   | Egresos                |                                      |                        |                        |                        | Subejercicio<br>6 = ( 3 - 4 ) |
|--|------------------------|--------------------------------------|------------------------|------------------------|------------------------|-------------------------------|
|  | Aprobado<br>1          | Ampliaciones /<br>(Reducciones)<br>2 | Modificado<br>3=(1+2)  | Devengado<br>4         | Pagado<br>5            |                               |
| BIENES INMUEBLES                                       | \$0.00                 | \$0.00                               | \$0.00                 | \$0.00                 | \$0.00                 | \$0.00                        |
| ACTIVOS INTANGIBLES                                    | \$0.00                 | \$0.00                               | \$0.00                 | \$0.00                 | \$0.00                 | \$0.00                        |
| <b>INVERSIÓN PÚBLICA</b>                               | <b>\$20,166,792.10</b> | <b>\$38,380,817.15</b>               | <b>\$58,547,609.25</b> | <b>\$30,264,099.84</b> | <b>\$25,794,862.36</b> | <b>\$28,283,509.41</b>        |
| OBRA PÚBLICA EN BIENES DE DOMINIO PÚBLICO              | \$0.00                 | \$37,922,896.35                      | \$37,922,896.35        | \$18,840,194.99        | \$14,777,079.81        | \$19,082,701.36               |
| OBRA PÚBLICA EN BIENES PROPIOS                         | \$20,166,792.10        | -\$506,986.09                        | \$19,659,806.01        | \$10,458,997.96        | \$10,458,997.96        | \$9,200,808.05                |
| PROYECTOS PRODUCTIVOS Y ACCIONES DE FOMENTO            | \$0.00                 | \$964,906.89                         | \$964,906.89           | \$964,906.89           | \$558,784.59           | \$0.00                        |
| <b>INVERSIONES FINANCIERAS Y OTRAS PROVISIONES</b>     | <b>\$0.00</b>          | <b>\$0.00</b>                        | <b>\$0.00</b>          | <b>\$0.00</b>          | <b>\$0.00</b>          | <b>\$0.00</b>                 |
| INVERSIONES PARA EL FOMENTO DE ACTIVIDADES PRODUCTIVAS | \$0.00                 | \$0.00                               | \$0.00                 | \$0.00                 | \$0.00                 | \$0.00                        |
| ACCIONES Y PARTICIPACIONES DE CAPITAL                  | \$0.00                 | \$0.00                               | \$0.00                 | \$0.00                 | \$0.00                 | \$0.00                        |
| COMPRA DE TÍTULOS Y VALORES                            | \$0.00                 | \$0.00                               | \$0.00                 | \$0.00                 | \$0.00                 | \$0.00                        |
| CONCESIÓN DE PRÉSTAMOS                                 | \$0.00                 | \$0.00                               | \$0.00                 | \$0.00                 | \$0.00                 | \$0.00                        |
| INVERSIONES EN FIDEICOMISOS, MANDATOS Y OTROS ANÁLISIS | \$0.00                 | \$0.00                               | \$0.00                 | \$0.00                 | \$0.00                 | \$0.00                        |
| OTRAS INVERSIONES FINANCIERAS                          | \$0.00                 | \$0.00                               | \$0.00                 | \$0.00                 | \$0.00                 | \$0.00                        |
| PROVISIONES PARA CONTINGENCIAS Y OTRAS EROGACIONES     | \$0.00                 | \$0.00                               | \$0.00                 | \$0.00                 | \$0.00                 | \$0.00                        |
| <b>PARTICIPACIONES Y APORTACIONES</b>                  | <b>\$0.00</b>          | <b>\$0.00</b>                        | <b>\$0.00</b>          | <b>\$0.00</b>          | <b>\$0.00</b>          | <b>\$0.00</b>                 |
| PARTICIPACIONES  | \$0.00                 | \$0.00                               | \$0.00                 | \$0.00                 | \$0.00                 | \$0.00                        |
| APORTACIONES   | \$0.00                 | \$0.00                               | \$0.00                 | \$0.00                 | \$0.00                 | \$0.00                        |
| CONVENIOS  | \$0.00                 | \$0.00                               | \$0.00                 | \$0.00                 | \$0.00                 | \$0.00                        |
| <b>DEUDA PÚBLICA</b>                                   | <b>\$0.00</b>          | <b>\$0.00</b>                        | <b>\$0.00</b>          | <b>\$0.00</b>          | <b>\$0.00</b>          | <b>\$0.00</b>                 |
| AMORTIZACIÓN DE LA DEUDA PÚBLICA                       | \$0.00                 | \$0.00                               | \$0.00                 | \$0.00                 | \$0.00                 | \$0.00                        |
| INTERESES DE LA DEUDA PÚBLICA                          | \$0.00                 | \$0.00                               | \$0.00                 | \$0.00                 | \$0.00                 | \$0.00                        |
| COMISIONES DE LA DEUDA PÚBLICA                         | \$0.00                 | \$0.00                               | \$0.00                 | \$0.00                 | \$0.00                 | \$0.00                        |
| GASTOS DE LA DEUDA PÚBLICA                             | \$0.00                 | \$0.00                               | \$0.00                 | \$0.00                 | \$0.00                 | \$0.00                        |

ING. JOSÉ RAFAEL NÚÑEZ RAMÍREZ  
 PRESIDENTE MUNICIPAL CONSTITUCIONAL

LIC. ADRIÁN BOTO SALAMANCA  
 SECRETARIO GENERAL

C. P. LILIANA SALAZAR VEGA  
 TESORERA MUNICIPAL  
 TESORERÍA MUNICIPAL  
 H. AYUNTAMIENTO DE  
 SAN MARTÍN TEXMELUCAN, PUE.  
 2014 - 2018

PRESIDENCIA MUNICIPAL  
 H. AYUNTAMIENTO DE  
 SAN MARTÍN TEXMELUCAN, PUE.  
 2014 - 2018

SECRETARÍA DE  
 H. AYUNTAMIENTO DE  
 SAN MARTÍN TEXMELUCAN, PUE.  
 2014 - 2018

**MUNICIPIO DE SAN MARTÍN TEXMELUCAN  
 PUEBLA**

**Estado Analítico del Ejercicio Presupuesto de Egresos**  
**Clasificación por Objeto del Gasto (Capítulo y Concepto)**  
 | Del 01/ene/2016 Al 30/nov/2016

Fecha y hora de Impresión | 16/ene/2017  
 10:14 p.m.

| Concepto   | Egresos                 |                                      |                         |                         |                         | Subejercicio<br>6 = ( 3 - 4 ) |
|--|-------------------------|--------------------------------------|-------------------------|-------------------------|-------------------------|-------------------------------|
|  | Aprobado<br>1           | Ampliaciones /<br>(Reducciones)<br>2 | Modificado<br>3=(1+2)   | Devengado<br>4          | Pagado<br>5             |                               |
| Costos por cobertura                               | \$0.00                  | \$0.00                               | \$0.00                  | \$0.00                  | \$0.00                  | \$0.00                        |
| APOYOS FINANCIEROS                                 | \$0.00                  | \$0.00                               | \$0.00                  | \$0.00                  | \$0.00                  | \$0.00                        |
| ADEUDOS DE EJERCICIOS FISCALES ANTERIORES (ADEFAS) | \$0.00                  | \$0.00                               | \$0.00                  | \$0.00                  | \$0.00                  | \$0.00                        |
| <b>Total del Gasto</b>                             | <b>\$284,234,540.35</b> | <b>\$85,148,690.69</b>               | <b>\$369,383,231.04</b> | <b>\$264,831,806.15</b> | <b>\$249,455,919.27</b> | <b>\$104,551,424.89</b>       |

ING. JOSÉ RAFAEL NUÑEZ RAMÍREZ  
 PRESIDENTE MUNICIPAL CONSTITUCIONAL

LIC. ADRIÁN SOTO SALAMANCA  
 SECRETARIO GENERAL



PRESIDENCIA MUNICIPAL  
 H. AYUNTAMIENTO DE  
 SAN MARTÍN TEXMELUCAN, PUE.  
 2014 - 2018

TESORERÍA MUNICIPAL  
 H. AYUNTAMIENTO DE  
 SAN MARTÍN TEXMELUCAN, PUE.  
 C.P. LILIANA SALAZAR VEGA  
 TESORERA MUNICIPAL  
 2014 - 2018

**MUNICIPIO DE SAN MARTÍN TEXMELUCAN  
 PUEBLA**

**Estado Analítico del Ejercicio Presupuesto de Egresos**  
**Clasificación Económica (por Tipo de Gasto)**  
 Del 01/ene/2016 Al 30/nov/2016

Fecha y hora de Impresión | 16/ene/2017  
 10:16 p.m.

| Concepto           | Egresos                 |                                 |                         |                         |                         | Subejercicio            |
|--------------------|-------------------------|---------------------------------|-------------------------|-------------------------|-------------------------|-------------------------|
|                    | Aprobado                | Ampliaciones /<br>(Reducciones) | Modificado              | Devengado               | Pagado                  |                         |
| 1 Gasto Corriente  | \$255,607,643.06        | \$43,884,553.96                 | \$299,492,197.02        | \$228,863,151.61        | \$217,986,361.54        | \$70,629,045.41         |
| 2 Gasto de Capital | \$28,626,897.29         | \$41,264,136.73                 | \$69,891,034.02         | \$35,968,654.54         | \$31,469,557.73         | \$33,922,379.48         |
| <b>Total</b>       | <b>\$284,234,540.35</b> | <b>\$85,148,690.69</b>          | <b>\$369,383,231.04</b> | <b>\$264,831,806.15</b> | <b>\$249,455,919.27</b> | <b>\$104,551,424.89</b> |

ING. JOSÉ RAFAEL NUÑEZ RAMIREZ

PRESIDENTE MUNICIPAL CONSTITUCIONAL

LIC. ADRIAN SOTO SALAMANCA

SECRETARIO GENERAL




PRESIDENCIA MUNICIPAL  
 M. AYUNTAMIENTO DE  
 SAN MARTÍN TEXMELUCAN, PUE.  
 2014 - 2018



C.P. LILIANA SALAZAR VEGA

TESORERIA MUNICIPAL  
 H. AYUNTAMIENTO DE  
 SAN MARTÍN TEXMELUCAN, PUE.  
 2014 - 2018



| Ejercicio del Presupuesto                  | Egreso Aprobado  | Ampliaciones / (Reducciones) | Egreso Modificado | Egreso Comprometido | Egreso Devengado | Egreso Ejercido | Egreso Pagado   | Subejercicio    |
|--|------------------|------------------------------|-------------------|---------------------|------------------|-----------------|-----------------|-----------------|
| <b>Sin Ramo/Dependencia</b>                |                  |                              |                   |                     |                  |                 |                 |                 |
| 01 PRESIDENCIA                             | \$10,419,016.60  | \$1,860,572.34               | \$12,279,588.94   | \$11,570,764.14     | \$11,252,055.41  | \$11,133,324.43 | \$11,114,216.13 | \$1,027,533.53  |
| 02 TESORERIA                               | \$5,312,836.54   | \$1,335,477.81               | \$6,648,314.35    | \$6,404,640.97      | \$6,229,323.83   | \$4,890,844.83  | \$4,889,867.93  | \$418,990.52    |
| 03 SINDICATURA MUNICIPAL                   | \$5,682,541.80   | -\$3,480,754.53              | \$2,201,787.27    | \$1,994,225.07      | \$1,849,589.18   | \$1,846,725.09  | \$1,840,477.14  | \$352,198.09    |
| 04 SECRETARIA GENERAL                      | \$2,406,776.00   | -\$25,359.21                 | \$2,381,416.79    | \$1,368,823.35      | \$1,089,254.17   | \$1,089,014.17  | \$1,087,448.41  | \$1,292,162.62  |
| 05 CONTRALORIA MUNICIPAL                   | \$786,602.78     | \$262,993.04                 | \$1,049,595.82    | \$858,992.92        | \$743,571.67     | \$743,571.67    | \$743,571.67    | \$306,024.15    |
| 06 SEGURIDAD                               | \$0.00           | \$720.00                     | \$720.00          | \$0.00              | \$0.00           | \$0.00          | \$0.00          | \$720.00        |
| 07 MERCADO MUNICIPAL                       | \$951,510.28     | -\$32,247.53                 | \$919,262.75      | \$799,027.91        | \$666,076.51     | \$658,990.79    | \$648,497.98    | \$253,186.24    |
| 08 DIRECCION DE GOBERNACION                | \$1,170,409.19   | \$202,367.38                 | \$1,372,776.57    | \$1,245,205.71      | \$1,118,813.46   | \$1,108,669.19  | \$1,102,959.39  | \$253,963.11    |
| 09 SEGURIDAD PUBLICA                       | \$39,113,991.95  | \$18,260,246.15              | \$57,374,238.10   | \$47,760,411.07     | \$37,318,626.64  | \$36,956,668.44 | \$36,753,046.32 | \$20,055,611.46 |
| 10 BOMBEROS Y PROTECCION CIVIL             | \$3,254,344.67   | \$476,310.48                 | \$3,730,655.15    | \$3,275,160.29      | \$2,828,054.16   | \$2,807,097.84  | \$2,792,184.40  | \$902,600.99    |
| 12 DIRECCION DE FOMENTO ECONOMICO          | \$0.00           | \$429,681.60                 | \$429,681.60      | \$406,085.69        | \$406,085.69     | \$394,764.09    | \$384,516.66    | \$23,595.91     |
| 13 ADQUISICIONES Y ARRENDAMIENTO           | \$1,548,771.89   | \$255,786.10                 | \$1,804,557.99    | \$1,627,386.14      | \$1,445,757.54   | \$1,436,026.39  | \$1,436,026.39  | \$358,800.45    |
| 14 DIRECCION DE TURISMO                    | \$3,100,297.80   | \$274,906.37                 | \$3,375,204.17    | \$3,253,665.08      | \$2,894,328.99   | \$2,862,749.24  | \$2,862,329.84  | \$480,875.18    |
| 15 DIRECCION DE DESARROLLO HUMANO Y SOCIAL | \$0.00           | \$172,690.99                 | \$172,690.99      | \$103,307.96        | \$103,307.96     | \$99,110.16     | \$99,110.16     | \$69,383.03     |
| 16 SALUD                                   | \$7,723,415.27   | \$305,407.90                 | \$8,028,823.17    | \$6,944,897.90      | \$6,763,198.39   | \$6,757,575.66  | \$6,749,354.16  | \$1,265,624.78  |
| 17 OBRA PUBLICA                            | \$101,423,946.79 | \$33,693,321.30              | \$135,117,268.09  | \$124,602,512.61    | \$96,365,794.13  | \$85,522,849.31 | \$83,972,132.73 | \$38,751,473.96 |
| 18 SERVICIOS MUNICIPALES                   | \$8,600,970.46   | \$2,796,266.15               | \$11,397,236.61   | \$9,105,712.73      | \$8,181,757.53   | \$8,062,846.19  | \$8,008,565.07  | \$3,215,479.08  |
| 20 DIRECCION DE DESARROLLO SOCIAL          | \$921,661.76     | \$196,697.58                 | \$1,118,359.34    | \$731,918.43        | \$678,124.15     | \$672,960.55    | \$672,960.55    | \$440,235.19    |
| 21 REGIDURIA DE GOBERNACION                | \$785,149.67     | \$109,192.58                 | \$894,342.25      | \$751,191.54        | \$629,019.04     | \$618,900.54    | \$618,397.02    | \$265,323.21    |
| 22 REGIDURIA DE INDUSTRIA Y COMERCIO       | \$785,149.67     | \$44,097.89                  | \$829,247.56      | \$670,895.20        | \$548,722.70     | \$545,854.20    | \$545,155.20    | \$280,524.86    |
| 23 REGIDURIA DE HACIENDA PUBLICA           | \$785,149.67     | \$64,097.89                  | \$849,247.56      | \$701,082.69        | \$578,910.19     | \$576,041.69    | \$573,049.97    | \$270,337.37    |
| 24 REGIDURIA DE PROTECCION CIVIL           | \$785,149.67     | \$78,059.06                  | \$863,208.73      | \$783,251.21        | \$654,106.71     | \$649,905.21    | \$648,716.92    | \$209,102.02    |
| 25 REGIDURIA DE TURISMO Y CULTURA          | \$785,149.67     | \$160,484.80                 | \$945,634.47      | \$795,774.92        | \$675,091.42     | \$665,054.12    | \$661,036.79    | \$270,543.05    |
| 26 REGIDURIA DE EDUCACION PUBLICA          | \$785,149.67     | \$90,477.89                  | \$875,627.56      | \$727,946.22        | \$604,380.62     | \$601,512.12    | \$599,499.00    | \$271,246.94    |
| 27 REGIDURIA DE SALUBRIDAD Y ASISTENCIA    | \$785,149.67     | \$93,414.15                  | \$878,563.82      | \$729,382.70        | \$611,665.45     | \$607,660.13    | \$604,165.13    | \$266,898.37    |
| 28 REGIDURIA DE DESARROLLO URBANO          | \$785,149.67     | \$44,597.89                  | \$829,747.56      | \$675,694.80        | \$553,214.70     | \$550,346.20    | \$550,346.20    | \$276,532.86    |
| 29 REGIDURIA DE JUVENTUD Y DEPORTES        | \$785,397.14     | \$95,197.89                  | \$880,595.03      | \$727,246.38        | \$606,107.36     | \$603,238.86    | \$599,618.04    | \$274,487.67    |
| 30 REGIDURIA DE ECOLOGIA Y MEDIO AMBIENTE  | \$785,149.67     | \$371,259.72                 | \$1,156,409.39    | \$702,435.55        | \$588,732.09     | \$586,701.76    | \$586,100.62    | \$567,677.30    |
| 31 REGIDURIA DE DESARROLLO SOCIAL          | \$785,149.67     | \$131,730.89                 | \$916,880.56      | \$758,005.51        | \$635,833.01     | \$632,964.11    | \$617,279.06    | \$281,047.55    |
| 32 REGIDURIA DE GRUPOS VULNERABLES         | \$836,149.64     | \$100,742.29                 | \$936,891.93      | \$746,000.13        | \$613,827.63     | \$601,369.99    | \$597,105.69    | \$323,064.30    |
| 33 SISTEMA D.I.F. MUNICIPAL                | \$9,967,591.48   | \$5,850,331.50               | \$15,817,922.98   | \$11,033,396.38     | \$9,756,409.30   | \$9,664,023.44  | \$9,656,583.46  | \$6,061,513.68  |
| 34 JUNTAS AUXILIARES                       | \$5,453,841.67   | \$8,710,370.76               | \$14,164,212.43   | \$11,793,011.92     | \$11,793,011.92  | \$11,793,011.92 | \$11,777,466.06 | \$2,371,200.51  |
| 36 JUZGADO MUNICIPAL                       | \$2,004,798.95   | \$294,950.90                 | \$2,299,749.85    | \$1,743,039.52      | \$1,461,283.72   | \$1,458,229.52  | \$1,458,229.52  | \$838,466.13    |
| 37 INSTITUTO MUNICIPAL DE LA MUJER         | \$568,593.90     | \$78,902.51                  | \$647,496.41      | \$524,161.81        | \$431,614.81     | \$424,311.92    | \$423,109.39    | \$215,881.60    |
| 38 DIRECCION DE DESARROLLO RURAL           | \$663,013.47     | \$135,661.34                 | \$798,674.81      | \$661,868.04        | \$574,607.24     | \$568,800.88    | \$568,800.88    | \$224,067.57    |
| 39 DIRECCION JURIDICA                      | \$1,627,804.21   | \$298,439.54                 | \$1,926,243.75    | \$1,703,139.97      | \$1,455,811.15   | \$1,449,111.52  | \$1,443,994.84  | \$470,432.60    |
| 40 REGISTRO CIVIL                          | \$3,395,076.96   | \$58,274.06                  | \$3,453,351.02    | \$2,540,230.79      | \$2,329,768.67   | \$2,313,285.95  | \$2,312,740.73  | \$1,123,582.35  |
| 41 DIRECCION DE EDUCACION                  | \$609,735.63     | \$131,552.77                 | \$741,288.40      | \$533,863.99        | \$495,994.53     | \$489,799.10    | \$489,799.10    | \$245,293.87    |
| 42 INAPAM                                  | \$0.00           | \$80.00                      | \$80.00           | \$80.00             | \$80.00          | \$80.00         | \$80.00         | \$0.00          |

**MUNICIPIO DE SAN MARTÍN TEXMELUCAN  
PUEBLA**

**Estado Analítico del Ejercicio Presupuesto de Egresos**

**Clasificación Administrativa**  
| Del 01/ene/2016 Al 30/nov/2016

Fecha y hora de Impresión | 16/ene/2017  
10:17 p.m.



| Ejercicio del Presupuesto  | Egreso Aprobado         | Ampliaciones / (Reducciones) | Egreso Modificado       | Egreso Comprometido     | Egreso Devengado        | Egreso Ejercido         | Egreso Pagado           | Subejercicio            |
|--|-------------------------|------------------------------|-------------------------|-------------------------|-------------------------|-------------------------|-------------------------|-------------------------|
| 44 RASTRO MUNICIPAL  | \$4,780,379.94          | \$345,515.03                 | \$5,125,894.97          | \$4,420,170.21          | \$3,851,149.41          | \$3,809,131.49          | \$3,808,210.03          | \$1,274,745.56          |
| 45 TRANSITO MUNICIPAL  | \$15,864,843.56         | -\$961,216.91                | \$14,903,626.65         | \$11,863,060.79         | \$9,997,723.08          | \$9,987,805.18          | \$9,987,805.18          | \$4,905,903.57          |
| 46 PANTEONES   | \$0.00                  | \$26,000.00                  | \$26,000.00             | \$21,466.00             | \$21,466.00             | \$21,466.00             | \$21,466.00             | \$4,534.00              |
| 49 ARCHIVO MUNICIPAL   | \$639,715.37            | \$53,565.76                  | \$693,281.13            | \$588,450.85            | \$479,666.45            | \$477,409.82            | \$477,409.82            | \$213,614.68            |
| 50 DIRECCION DE VINCULACION INSTITUCIONAL                            | \$534,065.92            | \$267,025.51                 | \$801,091.43            | \$584,152.76            | \$537,997.16            | \$518,937.96            | \$515,428.98            | \$263,094.27            |
| 51 DIRECCION DE COMUNICACION Y ESTRATEGIA                            | \$2,761,587.35          | \$157,786.66                 | \$2,919,374.01          | \$2,612,197.19          | \$2,500,695.89          | \$2,464,584.57          | \$2,449,133.37          | \$418,678.12            |
| 53 INFRAESTRUCTURA Y VINCULACION PYME                                | \$491,104.19            | \$1,029,699.34               | \$1,520,803.53          | \$1,315,269.18          | \$4,559,960.64          | \$4,556,522.82          | \$4,538,580.12          | -\$3,039,157.11         |
| 54 SECRETARIA DE DESARROLLO SOCIAL Y HUMANO                          | \$541,435.65            | \$51,389.83                  | \$592,825.48            | \$481,752.33            | \$412,694.33            | \$410,683.00            | \$410,683.00            | \$180,131.15            |
| 55 MINISTERIO PUBLICO  | \$88,561.92             | \$62,900.44                  | \$151,462.36            | \$150,284.64            | \$150,284.64            | \$150,284.64            | \$150,284.64            | \$1,177.72              |
| 56 DIRECCION DE FOMENTO DEPORTIVO                                    | \$1,301,793.80          | \$2,172,309.33               | \$3,474,103.13          | \$3,288,780.85          | \$3,135,848.00          | \$3,127,592.86          | \$3,126,592.86          | \$338,255.13            |
| 57 DIRECCION DE DESARROLLO URBANO                                    | \$1,386,016.38          | -\$1,295.46                  | \$1,384,720.92          | \$1,094,425.62          | \$937,941.09            | \$907,012.16            | \$907,012.16            | \$446,779.83            |
| 58 DIRECCION DE ECOLOGIA   | \$1,426,347.94          | \$1,577,465.08               | \$3,003,813.02          | \$2,660,189.99          | \$2,471,637.80          | \$2,467,174.03          | \$2,467,174.03          | \$532,175.22            |
| 59 REGIDURIA DE OBRAS PUBLICAS                                       | \$0.00                  | \$11,733.00                  | \$11,733.00             | \$6,272.21              | \$6,272.21              | \$6,272.21              | \$6,272.21              | \$5,460.79              |
| 60 DIRECCION DE REORDENAMIENTO COMERCIAL                             | \$1,716,712.63          | \$966,734.31                 | \$2,683,446.94          | \$2,381,506.88          | \$2,201,906.89          | \$2,196,409.55          | \$2,196,409.55          | \$481,540.05            |
| 61 UNIDAD BICENTENARIO   | \$0.00                  | \$194,268.00                 | \$194,268.00            | \$189,468.00            | \$189,468.00            | \$189,468.00            | \$189,468.00            | \$4,800.00              |
| 62 DIRECCIÓN DE INGRESOS   | \$6,494,647.66          | \$3,251,009.16               | \$9,745,656.82          | \$4,748,981.01          | \$4,408,010.11          | \$4,388,054.76          | \$4,387,020.24          | \$5,337,646.71          |
| 63 DIRECCIÓN DE EGRESOS  | \$3,261,683.21          | -\$929,634.50                | \$2,332,048.71          | \$931,362.70            | \$780,510.90            | \$777,305.77            | \$777,026.18            | \$1,551,537.81          |
| 64 DIRECCIÓN DE CATASTRO   | \$1,441,777.11          | \$203,637.32                 | \$1,645,414.43          | \$1,210,895.85          | \$1,043,166.90          | \$1,037,012.90          | \$1,037,012.90          | \$602,247.53            |
| 65 DIRECCIÓN DE ARMONIZACIÓN   | \$1,138,322.62          | \$101,203.59                 | \$1,239,526.21          | \$762,682.61            | \$649,706.87            | \$649,706.87            | \$649,706.87            | \$589,819.34            |
| 66 DIRECCIÓN DE CONTABILIDAD   | \$933,149.66            | \$327,069.34                 | \$1,260,219.00          | \$1,056,337.33          | \$972,659.63            | \$955,366.32            | \$955,366.32            | \$287,559.37            |
| 67 JEFATURA DE GRUPOS VULNERABLES                                    | \$201,080.70            | \$232,083.11                 | \$433,163.81            | \$282,955.18            | \$270,752.18            | \$268,009.85            | \$268,009.85            | \$162,411.63            |
| 68 SUBCONTRALORIA DE PLANEACIÓN Y EVALUACIÓN                         | \$1,438,372.61          | \$77,565.93                  | \$1,515,938.54          | \$1,177,742.07          | \$970,003.73            | \$966,353.54            | \$966,353.54            | \$545,934.81            |
| 69 SUBCONTRALORIA DE NORMATIVIDAD                                    | \$1,724,122.68          | \$113,613.43                 | \$1,837,736.11          | \$1,183,879.90          | \$988,686.49            | \$979,891.89            | \$979,891.89            | \$849,049.62            |
| 70 DIRECCIÓN DE LA UNIDAD DE MEJORA                                  | \$602,252.47            | \$33,861.68                  | \$636,114.15            | \$471,942.17            | \$403,074.99            | \$400,914.64            | \$400,914.64            | \$233,039.16            |
| 71 COMISARIA DE SEGURIDAD PÚBLICA                                    | \$736,601.67            | -\$6,615.16                  | \$729,986.51            | \$450,619.50            | \$578,396.50            | \$578,396.50            | \$578,396.50            | \$151,590.01            |
| 72 DIRECCIÓN DEL CERI  | \$1,319,409.00          | -\$188,598.19                | \$1,130,810.81          | \$992,181.94            | \$888,184.26            | \$884,383.92            | \$884,383.92            | \$242,626.55            |
| 73 DIRECCIÓN DE ESTRATEGIA JURIDICA Y ADMINISTRATIVA                 | \$1,291,100.67          | \$1,772,874.40               | \$3,063,975.07          | \$2,793,563.54          | \$2,618,040.21          | \$2,563,848.36          | \$2,563,848.36          | \$445,934.86            |
| 74 DIRECCIÓN DE DESARROLLO ECONOMICO, INDUSTRIAL Y COMERCIAL         | \$2,050,022.00          | \$24,146.19                  | \$2,074,168.19          | \$679,733.53            | \$517,148.23            | \$515,746.74            | \$515,746.74            | \$1,557,019.96          |
| 75 DIRECCIÓN DE ASUNTOS JURIDICOS DE SINDICATO Y SERVIDORES PUBLICOS | \$1,981,627.67          | \$143,176.19                 | \$2,124,803.86          | \$1,865,686.68          | \$1,576,799.42          | \$1,576,799.42          | \$1,576,799.42          | \$548,004.44            |
| 76 DIRECCIÓN DE COMERCIO ESTABLECIDO BARES Y RESTAURANTES            | \$591,734.55            | \$40,509.00                  | \$632,243.55            | \$300,100.80            | \$258,118.00            | \$258,118.00            | \$258,118.00            | \$374,125.55            |
| 77 DIRECCIÓN GENERAL DE DESARROLLO SOCIAL, RURAL Y URBANO            | \$660,776.22            | \$26,031.50                  | \$686,807.72            | \$491,227.40            | \$400,679.40            | \$399,323.90            | \$399,323.90            | \$286,128.32            |
| 78 DIRECCIÓN GENERAL DE OBRAS SERVICIOS PUBLICOS                     | \$654,701.67            | \$45,877.54                  | \$700,579.21            | \$630,542.27            | \$521,245.07            | \$517,531.50            | \$517,531.50            | \$179,334.14            |
| <b>Sin Ramo/Dependencia</b>  | <b>\$284,234,540.35</b> | <b>\$85,148,690.69</b>       | <b>\$369,383,231.04</b> | <b>\$313,042,319.22</b> | <b>\$264,831,806.15</b> | <b>\$251,451,510.39</b> | <b>\$249,455,919.27</b> | <b>\$104,551,424.89</b> |
| <b>Total Final</b>   | <b>\$284,234,540.35</b> | <b>\$85,148,690.69</b>       | <b>\$369,383,231.04</b> | <b>\$313,042,319.22</b> | <b>\$264,831,806.15</b> | <b>\$251,451,510.39</b> | <b>\$249,455,919.27</b> | <b>\$104,551,424.89</b> |

| Ejercicio del Presupuesto | Egreso Aprobado | Ampliaciones / (Reducciones) | Egreso Modificado | Egreso Comprometido | Egreso Devengado | Egreso Ejercido | Egreso Pagado | Subejercicio |
|---------------------------|-----------------|------------------------------|-------------------|---------------------|------------------|-----------------|---------------|--------------|
|---------------------------|-----------------|------------------------------|-------------------|---------------------|------------------|-----------------|---------------|--------------|

  
 \_\_\_\_\_  
 ING. JOSÉ RAFAEL NUÑEZ RAMÍREZ  
 PRESIDENTE MUNICIPAL CONSTITUCIONAL

  
 \_\_\_\_\_  
 PRESIDENCIA MUNICIPAL  
 H. AYUNTAMIENTO DE  
 SAN MARTÍN TEXMELUCAN, PUE.  
 2014 - 2018

  
  
 \_\_\_\_\_  
 C.P. LILIANA SALAZAR VEGA  
 TESORERA MUNICIPAL  
 SAN MARTÍN TEXMELUCAN, PUE.  
 2014 - 2018

  
 \_\_\_\_\_  
 LIC. ADRIÁN SOTO SALAMANCA  
 SECRETARIO GENERAL  
  
 H. AYUNTAMIENTO DE  
 SAN MARTÍN TEXMELUCAN, PUE.  
 2014 - 2018



| Concepto   | Egresos          |                                      |                       |                  |                  | Subejercicio<br>6 = ( 3 - 4 ) |
|--|------------------|--------------------------------------|-----------------------|------------------|------------------|-------------------------------|
|  | Aprobado<br>1    | Ampliaciones /<br>(Reducciones)<br>2 | Modificado<br>3=(1+2) | Devengado<br>4   | Pagado<br>5      |                               |
| GOBIERNO   | \$139,702,781.49 | \$37,378,606.99                      | \$177,081,388.48      | \$127,141,397.01 | \$124,602,662.05 | \$49,939,991.47               |
| LEGISLACIÓN  | \$0.00           | \$0.00                               | \$0.00                | \$0.00           | \$0.00           | \$0.00                        |
| JUSTICIA   | \$0.00           | \$0.00                               | \$0.00                | \$0.00           | \$0.00           | \$0.00                        |
| COORDINACIÓN DE LA POLÍTICA DE GOBIERNO                | \$81,376,834.64  | \$18,241,389.48                      | \$99,618,224.12       | \$75,645,442.71  | \$73,740,198.16  | \$23,972,781.41               |
| RELACIONES EXTERIORES                                  | \$0.00           | \$0.00                               | \$0.00                | \$0.00           | \$0.00           | \$0.00                        |
| ASUNTOS FINANCIEROS Y HACENDARIOS                      | \$0.00           | \$0.00                               | \$0.00                | \$0.00           | \$0.00           | \$0.00                        |
| SEGURIDAD NACIONAL                                     | \$0.00           | \$0.00                               | \$0.00                | \$0.00           | \$0.00           | \$0.00                        |
| ASUNTOS DE ORDEN PÚBLICO Y DE SEGURIDAD INTERIOR       | \$58,325,946.85  | \$19,137,217.51                      | \$77,463,164.36       | \$51,495,954.30  | \$50,862,463.89  | \$25,967,210.06               |
| OTROS SERVICIOS GENERALES                              | \$0.00           | \$0.00                               | \$0.00                | \$0.00           | \$0.00           | \$0.00                        |
| OTROS SERVICIOS GENERALES                              | \$144,531,758.86 | \$47,770,083.70                      | \$192,301,842.56      | \$137,690,409.14 | \$124,853,257.22 | \$54,611,433.42               |
| PROTECCIÓN AMBIENTAL                                   | \$113,491,983.24 | -\$14,480,165.20                     | \$99,011,818.04       | \$71,645,926.40  | \$68,619,117.69  | \$27,365,891.64               |
| VIVIENDA Y SERVICIOS A LA COMUNIDAD                    | \$0.00           | \$32,528,931.84                      | \$32,528,931.84       | \$18,909,089.75  | \$12,161,359.45  | \$13,619,842.09               |
| SALUD  | \$24,716,838.14  | \$6,385,125.70                       | \$31,101,963.84       | \$21,474,234.78  | \$21,319,324.29  | \$9,627,729.06                |
| RECREACIÓN, CULTURA Y OTRAS MANIFESTACIONES SOCIALES   | \$0.00           | \$648,318.00                         | \$648,318.00          | \$324,159.00     | \$0.00           | \$324,159.00                  |
| EDUCACIÓN  | \$6,322,937.48   | \$19,879,302.65                      | \$26,202,240.13       | \$23,143,539.78  | \$20,559,996.36  | \$3,058,700.35                |
| PROTECCIÓN SOCIAL                                      | \$0.00           | \$0.00                               | \$0.00                | \$0.00           | \$0.00           | \$0.00                        |
| OTROS ASUNTOS SOCIALES                                 | \$0.00           | \$2,808,570.71                       | \$2,808,570.71        | \$2,193,459.43   | \$2,193,459.43   | \$615,111.28                  |
| OTROS ASUNTOS SOCIALES                                 | \$0.00           | \$0.00                               | \$0.00                | \$0.00           | \$0.00           | \$0.00                        |
| ASUNTOS ECONÓMICOS, COMERCIALES Y LABORALES EN GENERAL | \$0.00           | \$0.00                               | \$0.00                | \$0.00           | \$0.00           | \$0.00                        |
| AGROPECUARIA, SILVICULTURA, PESCA Y CAZA               | \$0.00           | \$0.00                               | \$0.00                | \$0.00           | \$0.00           | \$0.00                        |
| COMBUSTIBLES Y ENERGÍA                                 | \$0.00           | \$0.00                               | \$0.00                | \$0.00           | \$0.00           | \$0.00                        |
| MINERÍA, MANUFACTURAS Y CONSTRUCCIÓN                   | \$0.00           | \$0.00                               | \$0.00                | \$0.00           | \$0.00           | \$0.00                        |
| TRANSPORTE   | \$0.00           | \$0.00                               | \$0.00                | \$0.00           | \$0.00           | \$0.00                        |

ING. JOSÉ RAFAEL NUÑEZ RAMÍREZ  
PRESIDENTE MUNICIPAL CONSTITUCIONAL

LIC. ADRIÁN SOTO SALAMANCA  
SECRETARIO GENERAL

PRESIDENCIA MUNICIPAL  
M. AYUNTAMIENTO DE  
SAN MARTÍN TEXMELUCAN, PUE.  
2014 - 2018

C.P. LILIANA SALAZAR VEGA  
TESORERA MUNICIPAL

TESORERIA MUNICIPAL  
M. AYUNTAMIENTO DE  
SAN MARTÍN TEXMELUCAN, PUE.  
2014 - 2018

SECRETARÍA  
H. AYUNTAMIENTO DE  
SAN MARTÍN TEXMELUCAN, PUE.  
2014 - 2018

**MUNICIPIO DE SAN MARTÍN TEXMELUCAN  
 PUEBLA**

**Estado Analítico del Ejercicio Presupuesto de Egresos**

**Clasificación Funcional (Finalidad y Función)**

Del 01/ene/2016 Al 30/nov/2016


Fecha y hora de Impresión | 16/ene/2017  
 10:20 p.m.

| Concepto   | Egresos                 |                                      |                         |                         |                         | Subejercicio<br>6 = ( 3 - 4 ) |
|--|-------------------------|--------------------------------------|-------------------------|-------------------------|-------------------------|-------------------------------|
|  | Aprobado<br>1           | Ampliaciones /<br>(Reducciones)<br>2 | Modificado<br>3=(1+2)   | Devengado<br>4          | Pagado<br>5             |                               |
| COMUNICACIONES   | \$0.00                  | \$0.00                               | \$0.00                  | \$0.00                  | \$0.00                  | \$0.00                        |
| TURISMO  | \$0.00                  | \$0.00                               | \$0.00                  | \$0.00                  | \$0.00                  | \$0.00                        |
| CIENCIA, TECNOLOGÍA E INNOVACIÓN                       | \$0.00                  | \$0.00                               | \$0.00                  | \$0.00                  | \$0.00                  | \$0.00                        |
| OTRAS INDUSTRIAS Y OTROS ASUNTOS ECONÓMICOS            | \$0.00                  | \$0.00                               | \$0.00                  | \$0.00                  | \$0.00                  | \$0.00                        |
| OTRAS INDUSTRIAS Y OTROS ASUNTOS ECONÓMICOS            | \$0.00                  | \$0.00                               | \$0.00                  | \$0.00                  | \$0.00                  | \$0.00                        |
| TRANSACCIONES DE LA DEUDA PÚBLICA / COSTO FINANCIERO D | \$0.00                  | \$0.00                               | \$0.00                  | \$0.00                  | \$0.00                  | \$0.00                        |
| TRANSFERENCIAS, PARTICIPACIONES Y APORTACIONES ENTRE   | \$0.00                  | \$0.00                               | \$0.00                  | \$0.00                  | \$0.00                  | \$0.00                        |
| SANEAMIENTO DEL SISTEMA FINANCIERO                     | \$0.00                  | \$0.00                               | \$0.00                  | \$0.00                  | \$0.00                  | \$0.00                        |
| ADEUDOS DE EJERCICIOS FISCALES ANTERIORES              | \$0.00                  | \$0.00                               | \$0.00                  | \$0.00                  | \$0.00                  | \$0.00                        |
| <b>Gasto</b>   | <b>\$284,234,540.35</b> | <b>\$85,148,690.69</b>               | <b>\$369,383,231.04</b> | <b>\$264,831,806.15</b> | <b>\$249,455,919.27</b> | <b>\$104,551,424.89</b>       |

ING. JOSE RAFAEL NÚÑEZ RAMÍREZ  
 PRESIDENTE MUNICIPAL CONSTITUCIONAL

LIC. ADRIAN SOTO SALAMANCA  
 SECRETARIO GENERAL

  
 PRESIDENCIA MUNICIPAL  
 H. AYUNTAMIENTO DE  
 SAN MARTÍN TEXMELUCAN, PUE...  
 2014 - 2018

  
 TESORERÍA MUNICIPAL  
 H. AYUNTAMIENTO DE  
 SAN MARTÍN TEXMELUCAN, PUE...  
 C.P. LILIANA SALAZAR VEGA  
 TESORERA MUNICIPAL