

**MUNICIPIO DE SAN MARTÍN TEXMELUCAN  
PUEBLA**

**Estado Analítico del Activo  
Del 01/may./2017 al 31/may./2017**

Fecha y | 12/jun./2017  
hora de Impresión | 06:31 p. m.

| Concepto  | Saldo Inicial<br>1      | Cargos<br>del<br>periodo 2 | Abonos<br>del<br>periodo 3 | Saldo Final<br>4(1+2-3) | Variación del<br>Periodo<br>(4-1) |
|---|-------------------------|----------------------------|----------------------------|-------------------------|-----------------------------------|
| <b>ACTIVO</b>   | <b>\$751,093,386.13</b> | <b>\$102,606,506.39</b>    | <b>\$114,202,824.78</b>    | <b>\$739,497,067.74</b> | <b>-\$11,596,318.39</b>           |
| <b>ACTIVO CIRCULANTE</b>                                      | <b>\$57,836,368.18</b>  | <b>\$102,074,253.81</b>    | <b>\$105,764,396.09</b>    | <b>\$54,146,225.90</b>  | <b>-\$3,690,142.28</b>            |
| EFECTIVO Y EQUIVALENTES                                       | \$48,628,152.85         | \$53,800,012.70            | \$55,408,857.08            | \$47,019,308.47         | -\$1,608,844.38                   |
| DERECHOS A RECIBIR EFECTIVO O EQUIVALENTES                    | \$5,941,570.74          | \$47,526,737.11            | \$48,996,466.26            | \$4,471,841.59          | -\$1,469,729.15                   |
| DERECHOS A RECIBIR BIENES O SERVICIOS                         | \$3,266,644.59          | \$747,504.00               | \$1,359,072.75             | \$2,655,075.84          | -\$611,568.75                     |
| INVENTARIOS   | \$0.00                  | \$0.00                     | \$0.00                     | \$0.00                  | \$0.00                            |
| ALMACENES   | \$0.00                  | \$0.00                     | \$0.00                     | \$0.00                  | \$0.00                            |
| ESTIMACIÓN POR PÉRDIDA O DETERIORO DE ACTIVOS CIRCULANTES     | \$0.00                  | \$0.00                     | \$0.00                     | \$0.00                  | \$0.00                            |
| OTROS ACTIVOS CIRCULANTES                                     | \$0.00                  | \$0.00                     | \$0.00                     | \$0.00                  | \$0.00                            |
| <b>ACTIVO NO CIRCULANTE</b>                                   | <b>\$693,257,017.95</b> | <b>\$532,252.58</b>        | <b>\$8,438,428.69</b>      | <b>\$685,350,841.84</b> | <b>-\$7,906,176.11</b>            |
| INVERSIONES FINANCIERAS A LARGO PLAZO                         | \$3,348,071.17          | \$0.00                     | \$0.00                     | \$3,348,071.17          | \$0.00                            |
| DERECHOS A RECIBIR EFECTIVO O EQUIVALENTES A LARGO PLAZO      | \$0.00                  | \$0.00                     | \$0.00                     | \$0.00                  | \$0.00                            |
| BIENES INMUEBLES, INFRAESTRUCTURA Y CONSTRUCCIONES EN PROCESO | \$635,804,684.66        | \$0.00                     | \$5,810,430.00             | \$629,994,254.66        | -\$5,810,430.00                   |
| BIENES MUEBLES  | \$55,210,537.73         | \$532,252.58               | \$2,627,998.69             | \$53,114,791.62         | -\$2,095,746.11                   |
| ACTIVOS INTANGIBLES   | \$456,497.35            | \$0.00                     | \$0.00                     | \$456,497.35            | \$0.00                            |
| DEPRECIACIÓN, DETERIORO Y AMORTIZACIÓN ACUMULADA DE BIENES    | -\$4,285,427.55         | \$0.00                     | \$0.00                     | -\$4,285,427.55         | \$0.00                            |
| ACTIVOS DIFERIDOS   | \$2,722,654.59          | \$0.00                     | \$0.00                     | \$2,722,654.59          | \$0.00                            |
| ESTIMACIÓN POR PÉRDIDA O DETERIORO DE ACTIVOS NO CIRCULANTES  | \$0.00                  | \$0.00                     | \$0.00                     | \$0.00                  | \$0.00                            |
| OTROS ACTIVOS NO CIRCULANTES                                  | \$0.00                  | \$0.00                     | \$0.00                     | \$0.00                  | \$0.00                            |

**MUNICIPIO DE SAN MARTÍN TEXMELUCAN  
PUEBLA**



**Estado Analítico del Activo**



**Del 01/may./2017 al 31/may./2017**



Fecha y 12/jun./2017

hora de Impresión 06:31 p. m.

| Concepto | Saldo Inicial<br>1 | Cargos<br>del<br>periodo 2 | Abonos<br>del<br>periodo 3 | Saldo Final<br>4(1+2-3) | Variación del<br>Periodo<br>(4-1) |
|----------|--------------------|----------------------------|----------------------------|-------------------------|-----------------------------------|
|----------|--------------------|----------------------------|----------------------------|-------------------------|-----------------------------------|



  
**PRESIDENCIA MUNICIPAL**  
**H. AYUNTAMIENTO DE**  
**SAN MARTÍN TEXMELUCAN, PUE.**  
**2014 - 2018**  
 ING. JOSE RAFAEL NUNEZ RAMIREZ  
 PRESIDENTE MUNICIPAL CONSTITUCIONAL



  
**SECRETARIA DEL**  
**H. AYUNTAMIENTO DE**  
**SAN MARTÍN TEXMELUCAN, PUE.**  
**2014 - 2018**  
 LIC. ADRIAN SOTO SALAMANCA  
 SECRETARIO GENERAL



  
**TESORERIA MUNICIPAL**  
 C.P. LILIANA SALAZAR VEGA  
 TESORERA MUNICIPAL


  
**H. AYUNTAMIENTO DE**  
**SAN MARTÍN TEXMELUCAN, PUE.**  
**2014 - 2018**