

Rubros de los Ingresos	Ingreso					
	Estimado (1)	Ampliaciones / (Reducciones) (2)	Modificado (3=1+2)	Devengados (4)	Recaudado (5)	Diferencia (6=5-1)
INGRESOS DERIVADOS DE FINANCIAMIENTOS	\$0.00	\$0.00	\$0.00	\$0.00	\$0.00	0.00
IMPUESTOS	\$25,606,025.00	\$843,819.00	\$26,449,844.00	\$22,553,286.00	\$22,553,286.00	-3,052,739.00
CUOTAS Y APORTACIONES DE SEGURIDAD SOCIAL	\$0.00	\$0.00	\$0.00	\$0.00	\$0.00	0.00
CONTRIBUCIONES DE MEJORAS	\$0.00	\$0.00	\$0.00	\$0.00	\$0.00	0.00
DERECHOS	\$34,119,896.61	\$1,359,071.43	\$35,478,968.04	\$22,035,639.77	\$22,035,639.77	-12,084,258.84
PRODUCTOS	\$2,896,487.64	\$384,132.56	\$3,280,620.20	\$1,753,649.06	\$1,753,649.06	-1,142,838.58
Corriente	\$2,896,487.64	\$384,132.56	\$3,280,620.20	\$1,753,649.06	\$1,753,649.06	-1,142,838.58
Capital	\$0.00	\$0.00	\$0.00	\$0.00	\$0.00	0.00
APROVECHAMIENTOS	\$4,988,000.00	\$35,970.00	\$5,023,970.00	\$2,022,127.00	\$2,022,127.00	-2,965,873.00
Corriente	\$4,988,000.00	\$35,970.00	\$5,023,970.00	\$2,022,127.00	\$2,022,127.00	-2,965,873.00
Capital	\$0.00	\$0.00	\$0.00	\$0.00	\$0.00	0.00
INGRESOS POR VENTAS DE BIENES	\$0.00	\$0.00	\$0.00	\$0.00	\$0.00	0.00
PARTICIPACIONES Y APORTACIONES	\$237,781,859.50	\$10,896,951.14	\$248,678,810.64	\$151,854,215.87	\$151,854,215.87	-85,927,643.63
TRANSFERENCIAS, ASIGNACIONES, SUBSIDIOS Y OTRA AYUDAS	\$10,000,000.00	\$0.00	\$10,000,000.00	\$7,587,752.90	\$7,587,752.90	-2,412,247.10
<b>Total</b>	<b>\$315,392,268.75</b>	<b>\$13,619,944.13</b>	<b>\$328,912,212.88</b>	<b>\$207,806,670.60</b>	<b>\$207,806,670.60</b>	<b>-107,585,598.16</b>

Estado Analítico de Ingresos por Fuente de Financiamiento	Ingreso					
	Estimado (1)	Ampliaciones / (Reducciones) (2)	Modificado (3=1+2)	Devengados (4)	Recaudado (5)	Diferencia (6=5-1)

**Ingresos del Gobierno**

IMPUESTOS	\$25,606,025.00	\$843,819.00	\$26,449,844.00	\$22,553,286.00	\$22,553,286.00	-3,052,739.00
CONTRIBUCIONES DE MEJORAS	\$0.00	\$0.00	\$0.00	\$0.00	\$0.00	0.00
DERECHOS	\$34,119,896.61	\$1,359,071.43	\$35,478,968.04	\$22,035,639.77	\$22,035,639.77	-12,084,258.84
PRODUCTOS	\$2,896,487.64	\$384,132.56	\$3,280,620.20	\$1,753,649.06	\$1,753,649.06	-1,142,838.58
Corriente	\$2,896,487.64	\$384,132.56	\$3,280,620.20	\$1,753,649.06	\$1,753,649.06	-1,142,838.58
Capital	\$0.00	\$0.00	\$0.00	\$0.00	\$0.00	0.00
APROVECHAMIENTOS	\$4,988,000.00	\$35,970.00	\$5,023,970.00	\$2,022,127.00	\$2,022,127.00	-2,965,873.00
Corriente	\$4,988,000.00	\$35,970.00	\$5,023,970.00	\$2,022,127.00	\$2,022,127.00	-2,965,873.00
Capital	\$0.00	\$0.00	\$0.00	\$0.00	\$0.00	0.00
PARTICIPACIONES Y APORTACIONES	\$237,781,859.50	\$10,896,951.14	\$248,678,810.64	\$151,854,215.87	\$151,854,215.87	-85,927,643.63
TRANSFERENCIAS, ASIGNACIONES, SUBSIDIOS Y OTRA AYUDA	\$10,000,000.00	\$0.00	\$10,000,000.00	\$7,587,752.90	\$7,587,752.90	-2,412,247.10


**Ingresos de Organismos y Empresas**


CUOTAS Y APORTACIONES DE SEGURIDAD SOCIAL	\$0.00	\$0.00	\$0.00	\$0.00	\$0.00	0.00
INGRESOS POR VENTAS DE BIENES	\$0.00	\$0.00	\$0.00	\$0.00	\$0.00	0.00

Rubros de los Ingresos	Ingreso					Diferencia (6=5-1)
	Estimado (1)	Ampliaciones / (Reducciones) (2)	Modificado (3=1+2)	Devengados (4)	Recaudado (5)	

**Ingresos Derivados de Financiamiento**


INGRESOS DERIVADOS DE FINANCIAMIENTOS	\$0.00	\$0.00	\$0.00	\$0.00	\$0.00	0.00
<b>Total</b>	<b>\$315,392,268.75</b>	<b>\$13,519,944.13</b>	<b>\$328,912,212.88</b>	<b>\$207,806,670.60</b>	<b>\$207,806,670.60</b>	<b>-107,585,598.15</b>


  
 LIC. FROYLAN BARRAGAN LUNA  
 PRESIDENTE MUNICIPAL SUSTITUTO

  
 PRESIDENCIA MUNICIPAL  
 H. AYUNTAMIENTO DE  
 SAN MARTIN TEXMELUCAN, PUE

  
 LIC. PAUL MADRID CUECUECHA  
 SECRETARIO GENERAL

  
 SECRETARIA DEL  
 H. AYUNTAMIENTO DE  
 SAN MARTIN TEXMELUCAN, PUE  
 2014 - 2018

  
 C.P. JESSYCA VAZQUEZ ROSAS  
 TESORERA MUNICIPAL

  
 TESORERIA MUNICIPAL  
 H. AYUNTAMIENTO DE  
 SAN MARTIN TEXMELUCAN, PUE  
 2014 - 2018